

YEAR 8 **ROCK** TOPIC - Sweet Child of Mine - Chords and Timing

Task 1 - In Garageband, on the **Rock Organ Track**, practise playing along with the **Guns & Roses** song. **Record** the organ part, along with the actual song.

Extension Task: **Record** the **bass notes** on a new track, below your Piano chords, using the bass guitar track. They should be in time with your chords.

VERSE - play through twice

H	A				A				G				G			
M	F#				F#				E				E			
L	D				D				C				C			
Beats	1	2	3	4	1	2	3	4	1	2	3	4	1	2	3	4
Bass	D				D				C				C			
Guitar	D				D				C				C			

H	D				D				A				A			
M	B				B				F#				F#			
L	G				G				D				D			
Beats	1	2	3	4	1	2	3	4	1	2	3	4	1	2	3	4
Bass	G				G				D				D			
Guitar	G				G				D				D			

x2

Chorus - play through twice

H	E				G				A				A			
M	C#				E				F#				F#			
L	A				C				D				D			
Beats	1	2	3	4	1	2	3	4	1	2	3	4	1	2	3	4
Bass	A				C				D				D			
Guitar	A				C				D				D			

x2

YEAR 8 **ROCK** TOPIC - Sweet Child of Mine - Chords and Timing

						Year 11	9-1 Grade	A*-G Grade	
						Year 10	7.5	7.5	Distinction
						Year 9	7.5	7.5	
						Year 8	7.5	7.5	
		Year 7		6.5	6.5	6.5	6.5	6.5	Merit
				6	6	6	6		
				5	5	5	5	5	Pass
Scaled Score	NC Level			5	5	5	5	5	
	8A 8B 8C	4	4	4	4	4	4	4	
	7A 7B 7C	3	3	3	3	3	3	3	
	6A 6B 6C	2	2	2	2	2	2	2	
105-130	5A 5B 5C	1	1	1	1	1	1	1	
95-105	4A 4B 4C	F3	F3	F3	F2				
90-95	3A 3B 3C	F2	F2	F1					
85-90	2A 2B 2C	F1	U						

F1 & 2:
 Follow others and fit in
 Use instruments and voices
 Join in with playing instruments and singing
 Play chords when shown
 Use technology to create and/or record music
 Follow and offer musical suggestions

F3
 And keep in time with the pulse, holding an independent part
 And sing in tune, play instruments correctly
 And read and play music (with a help-sheet)
 And read and play simple chord shapes
 And incorporate their own musical ideas
 And respond to musical targets

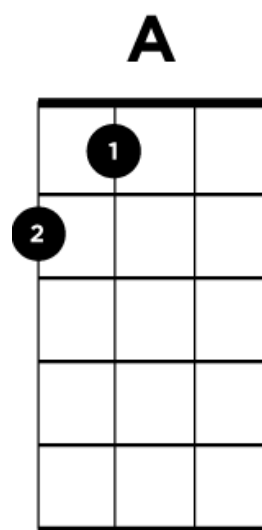
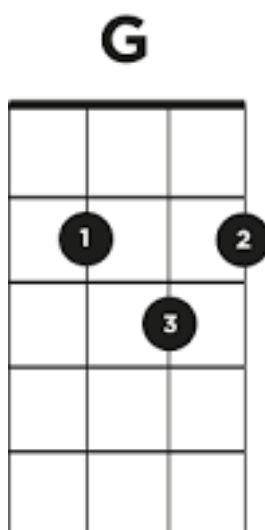
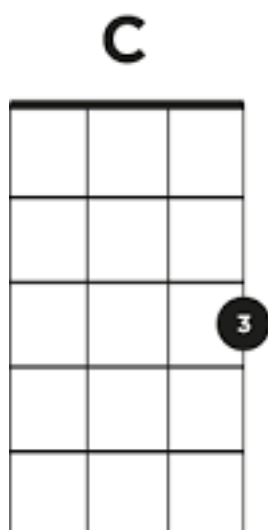
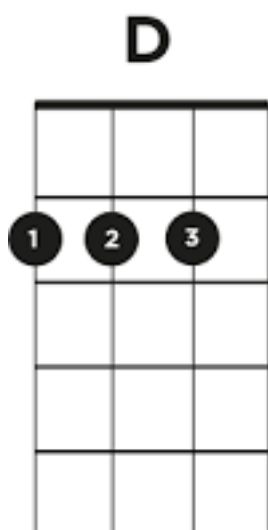
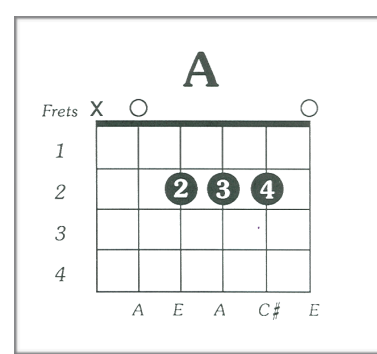
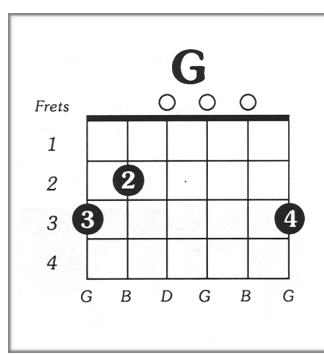
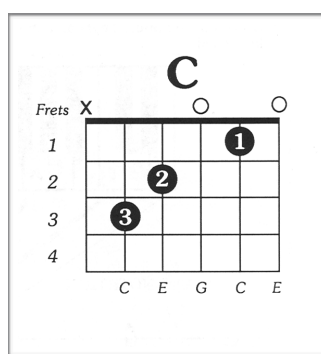
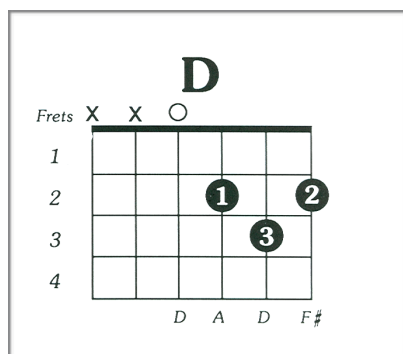
1
 And recognise when they have got out of time and get back in
 And be fluent in simple skills (note to note, chord to chord)
 And make musical choices (timbres, dynamics etc)
 And change chords fluently, hearing for themselves when to change (eg. Labyrinth)
 And use recording and sequencing technology to make improvements to their music
 And set musical targets for themselves and respond to them

2
 And adapt their timing to suit other performers
 And show elements of correct technique (keyboard fingering, clear sound on guitar)
 And use notation for independent work
 And use chords for themselves for a purpose (Composition)
 And use technology to create multi-track recordings and compositions
 And reflect on their own musical progress

3
 And rehearse a group, fixing musical problems as they arise
 And show mastery of an instrument (Grade 3 - 4)
 And interpret music for themselves
 And understand and use functional harmony
 And integrate music technology into their performing and composing

How many of these statements apply to **you**?
Check with your teacher

YEAR 8 **ROCK** TOPIC - Sweet Child of Mine - Chords and Timing



Why are we doing this task?

1. Checking that you can are able to play in time, on **rock beats 1 & 3, with confidence.**
2. Strengthening your practical skills, ready for KS4
3. Preparing you to play as part of a group - After Xmas 2017

YEAR 8 **ROCK** TOPIC - Sweet Child of Mine - Chords and Timing

Bass Tabs:

Sweet Child of Mine

Verse

5 5 3 3 5 5

4 4 4 4 3 3 4 4 x2

Chorus

0 3 5 5 0 3 5 5

4 4 4 4 4 4 4 4

MAT Task - Return to sjhmusic website and click on the **PDF** called 'Sweet Child of Mine Piano Riff'.

Macaulay has prepared this for you, including the note names. It is the piano version of the guitar riff at the start of the song.

Have a go at play it on a separate Piano track in Garageband.

YEAR 8 ROCK TOPIC - Sweet Child of Mine - Chords and Timing